

DESCRIPTION






- Analogue display clock.
- Hour-Minute or Hour-Minute-Second display depending on the model.
- ABS casing IK02, indoor model IP40, outdoor model IP53.
- Optimal viewing distance: 35m.
- Polymethacrylate protective crystal (PMMA).
- Front casing colours:
 - indoor model: white, black or aluminium paint.
 - outdoor model: white.
- Dial models: Arabic figures or minute notches or DIN.
- Wall bracket with optional locking system for indoor model, included for outdoor models.



COMPLIANCE

- Directive EMC 2014/30/EU,
- Directive LVD 2014/35/EU,
- Directive RED 2014/53/EU.

WIRED MODELS

	Movement	Power supply	Operating temperature		Weight
			Indoor	Outdoor	
	Quartz 1.5 V	1.5 V LR6 battery	-5°C to +50°C	-10°C to +50°C	2.1 kg
	1.5V serial impulse	230 VAC*	-10°C to +50°C	-10°C to +50°C	2.1 kg
	24V minute impulse		-10°C to +50°C	-20°C to +50°C	2.5 kg
	24V second impulse		-10°C to +50°C	-20°C to +50°C	2.5 kg
	1/2 minute serial		-10°C to +50°C	-20°C to +50°C	2.5 kg
	AFNOR TBT	6 to 24 VDC	-5°C to +50°C	-20°C to +50°C	2.1 kg
	NTP / ETH	Power over Ethernet, Class 0 device, 2W maximum	-5°C to +50°C	-20°C to +50°C	2.1 kg

*230V AC power supply only via a time setting control box (ref: 933007).

REFERENCES

Hour-Minute Indoor model	Hour-Minute Outdoor model	Hour-Minute- Second Indoor model	Hour-Minute- Second Outdoor model	
-	-	983 1xy	984 1x1	Quartz 1.5V
-	984 2x1	-	-	1.5V serial impulse
983 5xy	984 5x1	-	-	24V minute impulse
-	-	983 4xy	-	24V second impulse
983 6xy	984 6x1	-	-	1/2 minute serial impulse
985 8xy	984 8x1	985 9xy	-	AFNOR TBT
985 Fxy	984 Fx1	985 Gxy	-	NTP / ETH

x and y: refer to the illustrations.

Dials models (x):

1 = Arabic figures



2 = Minute notch



3 = DIN



Front casing colours (y):

1 = White



5 = Aluminium



2 = Black



MOVEMENTS AND SYNCHRONISATION

• Quartz 1.5V

The clock is completely autonomous, the time information is provided by its own time system.

• 1.5V serial impulse (for BT Chrono)

Slave clocks are connected to a radio synchronisation box (BT Chrono) that generates electrical impulses every minute.

• 24V minute impulse

Slave clocks are connected to a distribution line and activated through electrical impulses sent every minute by the master clock.

• 24V second impulse

Slave clocks are connected to a distribution line and activated through electrical impulses sent every second by the master clock.

• 1/2 minute serial impulse

Slave clocks are connected to a distribution line and activated through electrical impulses sent every ½ minute by the master clock.

• AFNOR TBT

The coded time distribution consists in transmitting a complete time message every second: the time on the receivers is automatically and immediately set after connection to the clock line.

The AFNOR coded time does not interfere with other transmission, and is insensitive to other electrical interference.

Consumption TBT: 10 mA (6 VDC), 8 mA (24 VDC).

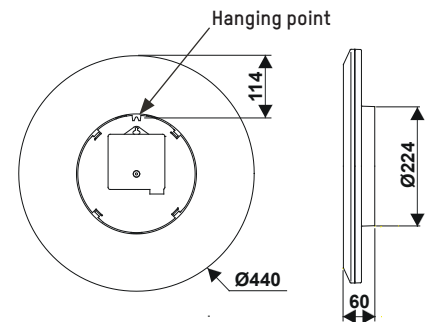
• Network Time Protocol (NTP / ETH)

Slave clocks are connected to the Ethernet network and powered by PoE (Power over Ethernet).

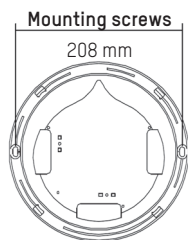
The time is synchronised by the time server or the master clock over the Ethernet network in unicast, multicast or DHCP mode.

ACCESSORIES

- 981 001..... Double-sided bracket
- 981 006..... Secure wall fixing bracket for single-sided clock (Locking disk)
- 981 008..... Secure wall fixing bracket for Profil DHF/230V (Locking disk)
- 981 009..... Double-sided bracket for Profil DHF/230V
- 981 010..... Single-sided bracket
- 938 914..... 230V recess mounting power supply for TBT clock
Power up to 10 clocks maximum except for Wi-Fi models
- 938 916..... 100-240V plug-in power supply for TBT clock
Power up to 10 clocks maximum except for Wi-Fi models

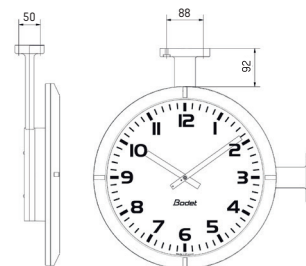


Single-sided wall support

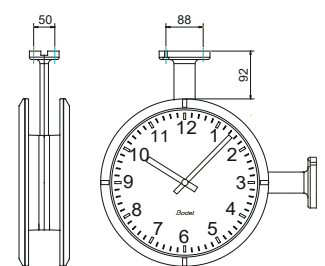


Once the bracket (wall or double-sided) is installed, turn the clock a quarter turn in the clockwise direction so that the clock is in the correct position.

Single-sided bracket mounting



Double-sided bracket mounting



Dimensions in mm

DESCRIPTION







- Analogue display clock.
- Hour-Minute or Hour-Minute-Second display depending on the model.
- ABS casing IK02, indoor model IP40, outdoor model IP53.
- Optimal viewing distance: 35m.
- Polymethacrylate protective crystal (PMMA).
- Front casing colours:
 - indoor model: white, black or aluminium paint.
 - outdoor model: white.
- Dial markings: Arabic figures or minute notches or DIN.
- Wall bracket with optional locking system for indoor model, included for outdoor models.



COMPLIANCE

- Directive EMC 2014/30/EU,
- Directive LVD 2014/35/EU,
- Directive RED 2014/53/EU.

WIRELESS MODELS

	Movement	Power supply	Operating temperatures		Weight
			Indoor	Outdoor	
	DCF Radio	1.5V LR6 battery	-5°C to +50°C	-10°C to +50°C	2.3 kg
	DHF battery	2x1.5V LR6 batteries	-5°C to +50°C	-10°C to +50°C	2.5 kg
	DHF TBT	6 to 16 VDC	-5°C to +50°C	-20°C to +50°C	2.7 kg
	DHF 230V	230 VAC	-	-20°C to +50°C	2.7 kg
	NTP / Wi-Fi TBT	6 to 24 VDC	-5°C to +50°C	-	2.1 kg
	NTP / Wi-Fi AC	100 - 240 VAC	-5°C to +50°C	-	2.1 kg

REFERENCES

Hour-Minute Indoor model	Hour-Minute Outdoor model	Hour-Minute-Second Indoor model	Hour-Minute-Second Outdoor model	
-	-	983 3xy	984 3x1	DCF radio
985 2xy	984 Bx1	985 3xy	-	DHF battery
985 4xy	-	985 5xy	-	DHF TBT
-	984 Cx1	-	-	DHF power supply
985 Wxy	-	985 Yxy	-	NTP / Wi-Fi TBT*

x and y: refer to the illustrations.

*NTP Wi-Fi AC : via an AC adapter power supply unit (ref: 982 001). Power up to 2 Wi-Fi clocks maximum.

Example : Profil 940 NTP Wi-Fi AC HM, Arabic figures and white front casing : 985 W11 + 982 001.

Dials models (x):

1 = Arabic figures



2 = Minute notch



3 = DIN



Front casing colours (y):

1 = White



5 = Aluminium



2 = Black



MOVEMENTS AND SYNCHRONISATION

• DCF radio

The clock is completely autonomous. The DCF radio synchronised movement provides absolute accuracy and automatic summer/winter changeovers.

• DHF

The DHF clocks pick up the radio signal sent by the master clock via a radio signal and synchronises automatically. If radio reception is poor, the clocks keep time thanks to their own time systems.

Consumption TBT: from 15mA at 6V to 8mA at 12V to 7mA at 16V.

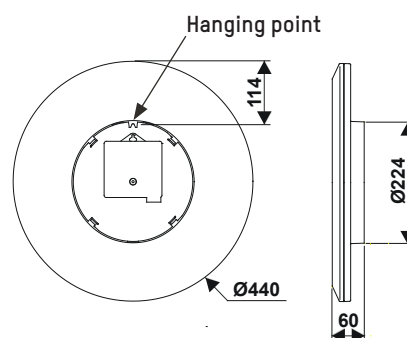
• Network Time Protocol (NTP / Wi-Fi)

Slave clocks are connected to the network through the Wi-Fi access point.

The time is synchronised by the time server or the master clock over the network in unicast, multicast or DHCP mode.

ACCESSORIES

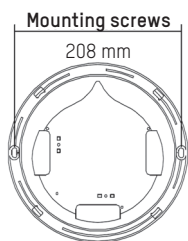
- 981 001..... Double-sided bracket
- 981 006..... Secure wall fixing bracket for single-sided clock (Locking disk)
- 981 008..... Secure wall fixing bracket for Profil DHF/230V (Locking disk)
- 981 009..... Double-sided bracket for Profil DHF/230V
- 981 010..... Single-sided bracket
- 938 914..... 230V recess mounting power supply for TBT clock
Power up to 10 clocks maximum except for Wi-Fi models
Power up to 2 Wi-fi clocks maximum
- 938 916..... 100-240V plug-in power supply for TBT clock
Power up to 10 clocks maximum except for Wi-Fi models
Power up to 2 Wi-fi clocks maximum
- 982 001..... 100-240V adapter power supply unit for NTP / Wi-Fi clocks only
Power up to 2 Wi-Fi clocks maximum.



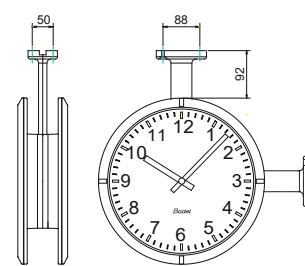
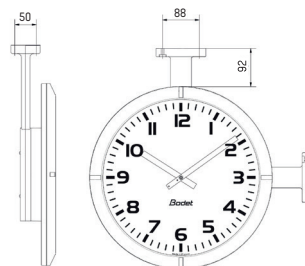
Single-sided wall support

Single-sided bracket mounting

Double-sided bracket mounting



Once the bracket (wall or double-sided) is installed, turn the clock a quarter turn in the clockwise direction so that the clock is in the correct position.



Dimensions in mm